

The EARLY CHILDHOOD LONGITUDINAL DATA SYSTEM

USER GUIDE

Data integration towards UNDERSTANDING

ECLDS is designed for educators, local planners, early childhood program administrators, and other early care and education professionals in Minnesota.




We offer you integrated data, gathered from across multiple sources, on young children served in publicly funded programs. The content of each set of charts and graphs are informed by research on child development and the longstanding questions of Minnesota policymakers and administrators.

Are you concerned with the well-being of our children? We can help you better understand their needs and monitor child status over time at several geographical levels. You can visualize data on the results of multiple programs and infer what can make our children thrive.

WE CARE ABOUT OUR CHILDREN'S PRIVACY. OUR SYSTEM DOESN'T SHOW INDIVIDUAL CHILDREN, BUT POPULATION RESULTS ONLY.

The essential ECLDS USER CHEAT SHEET

For educators, local planners and early care professionals in Minnesota

Cohorts		QUESTION	MEASURED BY	FILTERS
 KINDERGARTEN	Early Care and Education	In which public early care and education programs did children participate prior to kindergarten?	Participation in CCAP, ECFE, ECSE or MN District Preschool	<ul style="list-style-type: none"> Program Year prior to kindergarten
	Child Demographics	What are the characteristics of children enrolled in kindergarten?	Racial and ethnic breakdowns for specific years	<ul style="list-style-type: none"> Disability type Gender Home language Other criteria
	Family Demographics	What do we know about the parents of Minnesota kindergartners?	Education and age of mother at child's birth	<ul style="list-style-type: none"> Child race Gender Participation
	Economic and Food Assistance	Are kindergartners and their families receiving economic or food assistance?	Kindergartners under MFIP and SNAP programs	<ul style="list-style-type: none"> Home language Gender Race
 FROM BIRTH TO THIRD GRADE	3rd Grade Education Status	What educational results and history are observed for 3rd grade students?	Student's proficiency in relation to attendance	<ul style="list-style-type: none"> Disability status Gender Home language Race & ethnicity Other criteria
	Birth Outcomes	How are outcomes at birth related to 3rd grade test proficiency and attendance?	Student's proficiency in relation to various birth outcomes	<ul style="list-style-type: none"> Disability status Gender Home language Race & ethnicity Other criteria
	Maternal Traits: Attendance	How are maternal characteristics at the time of birth related to their child's 3rd grade attendance?	Student's attendance in relation to maternal education levels, age, prenatal care at time of birth	<ul style="list-style-type: none"> Disability status Gender Home language Race & ethnicity Other criteria
	Maternal Traits: Proficiency	How are maternal characteristics at the time of birth related to their child's 3rd grade test proficiency?	Student's proficiency in relation to maternal education levels, age, prenatal care at time of birth	<ul style="list-style-type: none"> Disability status Gender Home language Race & ethnicity Other criteria
	ECSE to 3rd Grade	What experiences of children in Early Childhood Special Education influence 3rd Grade assessments?	Student's proficiency in relation to participation in ECSE and developmental status	<ul style="list-style-type: none"> Type of Special Ed ECSE outcomes Maternal county of residence Race & ethnicity Other criteria
 FROM BIRTH TO PRE-K	Parent Aware	What are the characteristics of children who are enrolled in programming by Parent Aware Star Ratings?	Parent Aware Rating and Program types breakdowns for children under the Child Care Assistance Program and Early Learning Scholarship.	<ul style="list-style-type: none"> Disability status Gender Home language Race & ethnicity Other criteria Child's birth record Birth record

Make the best of your experience

— How to use —

ECLDS Interactive Maps

ECLDS' maps allow you to visualize the multiple jurisdictional boundaries that are important to early care and education programs in Minnesota. You can select layers (e.g. county and school district boundaries) and view specific overlaps, zoom in and out, and print their selected map.

Other information is included, such as Parent Aware Rated Programs, Head Start and Early Head Start Services, and Minnesota Department of Health Home Visiting program counts. No actual locations of children or families are shown: all data points are randomized.

1 **Select boundaries**
Add layers: counties, cities, economic development regions, legislative districts, Head Start service areas and school districts among others.

2 **Add Parent Aware rated programs**
View programs by star rating, program type or funding.

3 **Select Head Start or Early Start services**
All programs are included: center-based model, combo model, Early Head Start-Child Care Partnerships and home-based model.

4 **Select Home Visiting (MDH)**
All programs are included: Healthy Families America, Nurse Family Partnership, short-term and other.

m MINNESOTA
EARLY CHILDHOOD
LONGITUDINAL DATA SYSTEM



Anita M. Larson
Data Policy Manager - Early Learning Services
Minnesota Department of Education
anita.larson@state.mn.us



ECLDS Mobile Analytics
ecls.mn.gov